



nenyosorchids@gmail.com

NENYOS NEWSLETTER

# North Eastern New York Orchid Society

May 2016

www.nenyos.com

## Beginner Panel

Our lead-off speaker was Alex Shepherd talking about “where do orchids live?” It is amazing for most people to learn that orchids can and do live on trees, rocks and in the ground.

Researching the background of an orchid you own is crucial because it will help you treat the orchid appropriately. But knowing general location may not be enough info because altitude can make a HUGE difference in temperature needs as well as light.

Using an example of two *Masdevalias* growing in similar latitudes with both liking to be damp, one likes high humidity and the other likes heavy precipitation.

The website [orchidspecies.com](http://orchidspecies.com) can help provide some of that information when you have more unique varieties of orchids.

species of orchids and more than 100,000+ hybrids. They all have different light needs. Phals do well in East windows, while Catts often are more suited for South windows.

Darker green leaves on plants produce more chlorophyll, so they generally want more light. Light green leaves generally are shown by high light needing plants. The intensity of light changes all the

time – from day to day; summer to winter. You may need to move the plant

closer to the window or not. And remember, the angle of the sun varies across the season. Should also think about what is outside the

window. Deciduous trees in the winter don't cast big shadows but in the summer reduce the amount of light available for your plants.

Stan Lee provided a great deal of information... maybe too much....but before you freak out, sift through the material.

Light at mountain elevations is more intense because it is not filtered through atmosphere. There is more red and blue ultraviolet light waves for the plants to use. When

you purchase light for your plants by using lightbulbs, you have to pay attention. Most bulbs are designed for us

to see the light but that is not what the plants want. Blue wavelengths grows vegetation, while red wavelengths help with fruiting and flowering. Lumens listed on the label is a measure of how bright the light is. Continued on Page 2 & 5

Alex Shepherd also brought and displayed various types of potting and mounting materials to the meeting. Orchids can be grown in many places. They are only in pots for our convenience.



## Light

An amazing property of plants is their ability to generate energy from light via chlorophyll. There are more than 30,000+ different



## May 2016

### Table of Contents

Announcements	page 2 & 3
Auction Supporters	page 3
Piping Rock Open House	Page 5
Light Chart	page 2
Member Sales	page 3
Show Table Tales	page 6 & 7
Water Notes	Page 4

**Upcoming Meetings**

**May 7, 2016—Native Orchids with Jean Stefanik of New Hampshire**

**June 4 – co-hosting Piping Rock Open House which will include a hands-on activity, Galway**

**July—No Meeting**

**Aug 6—Summer Picnic in Scotia at Stan & Fern Lee's**

**Sept 11—co hosting International Phal Alliance meeting in Voorheesville**

**October 1—to be announced**

**November 5—Auction! A great chance to buy some interesting orchids**

**December 3—Holiday meeting and discussion**

**Simple Light Chart from page 1**

Low	Med	High
Paphs, Phals	Cattleyas, Oncidiums	Vanda
Grow in shade	in winter-some sun In summer—shaded	almost full sun
Under 1500 lumens mens	1500-3500 lumens	over 3500 lu-
Big broad leaves Act as a solar collector	thicker leaf	thin leaf, narrow, can close Lighter in color
Dim hand shadow line	can see fingers but not distinct and clear	very sharp out-

**Beginner Series Class—2015-2016**

And here's the list of upcoming beginner talks:

**Beginner Talks**

May—Fertilizer

Beginner Grower lectures are generally held before regular meetings at about 1:30 p.m. Arriving for a meeting early allows participants to check out the Show Table, have a snack and look at the Sale Table!! As well as find a chair with a good view and ask questions of the other members.

Much of our learning happens by gaining information from our peers!



SBuxton

**MAKING IT WORK FOR NENYOS  
OFFICERS FOR 2016**

Donna Wardlaw	Co-President
Janet Vinyard	Co-President & Treasurer
Deb Lambeth	Secretary
Sandy Buxton	Director
Mark Conley	Director
Alex Shepherd	Website
Stan Lee	Past President
Sandy Buxton	AOS Rep
Patty Boggs	Name Tags
Joan Gardner	Refreshments
Bob Odess	Raffle Greeter

NENYOS Contact:

nenyosorchids@gmail.com

Sandy Buxton Newsletter Editor

**Website News from Alex Shepherd**

Our Facebook group has been created! Please visit and join - <https://www.facebook.com/groups/1567776933533713/>

Like us and post orchid pictures or information.



SBuxton

Annabelle Gallup also had a Zygopetalum on the Show Table which she bought at Trader Joe's for \$13.



## Member Plant Sale Extravaganza

We certainly had a group of members turn out to sell plants at the April meeting. Lots of fun and a great op-

portunity for some of the new members. Like the Show Table, one thing that happens at the sales tables is a variety of orchids are shown which many people have never seen before. Or even considered growing before!



SBuxton

portunity for some of the new members. Like the Show Table, one thing that happens at the



SBuxton

Since we have another meeting in May without a vendor, it might be a chance for another free for all at the member plant sale table!

there are over 30,000 different types of orchids in the world!



SBuxton

## VENDORS WHO HELPED WITH THE 2015 AUCTION & Activities

**Bill Doran, Co** Flower wholesalers  
45 Industrial Park Rd, Albany, NY 12206 (518)-465-5285  
[www.billdoran.com](http://www.billdoran.com)

**Island Sun Orchids –**  
Karen Kimmerle; PO Box 909, Keaau, HI

**Lehua Orchids**  
Mountain View, HI  
808-968-8898  
[www.lehuaorchids.com](http://www.lehuaorchids.com)

**Piping Rock Orchids**  
2270 Cook Rd  
Galway, NY 12074  
518-882-9002  
[www.pipingrockorchids.com](http://www.pipingrockorchids.com)

**Sunset Valley Orchids**  
**Fred Clarke**, 1255 Navel Place  
Vista, CA 92081 (760) 639-6255  
[www.sunsetvalleyorchids.com](http://www.sunsetvalleyorchids.com)

**The Orchid Works**  
[Rayna@theorchidworks.com](mailto:Rayna@theorchidworks.com)  
P.O. 278 Hakalau, HI 96710  
wholesale and retail lists online

**Walter Scheeren**  
44-3265 Kalopa Mauka Rd  
Honokaa, HI 96727  
808-775-1185  
[WFScheeren@juno.com](mailto:WFScheeren@juno.com)

-Sandy Buxton II

## Water Notes by Janet Vinyard

Generally we think of orchids as tropical and wet. may are but many aren't and most will die if roots are in water constantly! WHAT DOES our orchid need? COPIOUS Good Quality water— no salt softened water or well water high in minerals that leaves lots of deposit; ie... white, in your tea[pot or ice cubes. Think rain water, think reservoirs and rainwater. Distilled water has NO minerals at all.....we all need trace minerals...some bottled spring water has minerals as well. HUMIDITY as in nature, orchids are epiphytes and get nutrients and moisture from passing clouds and rain storms.

RULE OF THUMB... WATER 5-12 days depending on TYPE, TEMP and TIME

TYPE:

1. Even Moisture all the time —Wet wrung out  
Sponge idea: Paphs, Milts cym-  
bidium and odontoglossums
2. Even moist in growth Catts, Oncid, Brassia and dendrobium.....what is active growth? new roots, new side shoots, new leaves, emerging spikes.  
NOTICE This is the group with pseudobulbs
3. Nearly dry between: Phals, Vanda Family, twig oncidiums

TEMP: Plants (orchids) function at temps generally above 60. if it is cooler at night or during winter, growth is slower or almost non-existent. Don't feed a sleeping baby!

As temp rises plants resume growth and need more water.

TIME When to water??? Test with finger, bamboo stick, weight of pot, visual. Also depends on TEMP! soggy cold roots are a pretty deadly combination for intermediate to warm growing orchid.

Most people water in the morning so leaves dry out before night and cooler temps. In dead heat of summer and droughty weeks, folks water at night because plants are not stressed and can take up the water.

HOW???

At the sink or outdoors with breaker hose and water for a good while until velamen turns green... mottled green is still too dry. if velamen turns green VERY quickly, maybe it did not need watering so

soon.

Ice Cubes? 3 cubes per week? NOT A GOOD IDEA for long term. But, why does it work? 3 cubes = 1/4 c. dissipates slowly... Used mostly on Phalaenopsis grown in sphagnum. The ice cube directions provide a measuring device and reassure the plant owner, however, very few plants want to be watered with very cold water!

HEALTHY ROOT.....Growing tip is green with white velamen. -

PROBLEM ROOTS..... grey/brown thinned roots - rotted

CRINKLED accordion-like new leaves... too dry OR WET as growth emerges.

UNFORTUNATELY, SAME LOOK whether too wet or dry....ROOTS DO NOT TAKE UP WATER

Orchid Medium.... A Mix of chunky to fine bark, depending on size of roots, include water holding perlite for retaining moisture (as it is not soggy right against the roots, and charcoal as sort of purifier so mix does not break down too quickly, is porous so roots get the AIR they need! Think growing on a tree in Florida....open to air. We put them in pots because we have winter, bring inside and want them up-



right.

OLD mix dries out slowly. if you are watering only 2X month, and/or see coffee grounds coming from the pot....time to repot.

REMEMBER --- POTS NEED HOLES!!!

Water droplets on leaves in full sun - magnify heat and light and can burn.



## JUNE 4, 2016 OPEN HOUSE/PICNIC at PIPING ROCK ORCHIDS

The June NENYOS MEETING is scheduled for SATURDAY, JUNE 4th to coincide with the very popular OPEN HOUSE at PIPING ROCK ORCHIDS, 2270 Cook Rd, Galway, NY 12074. In addition to tours through his greenhouse, Glen has countless orchids and plants for sale, (a wonderful discount table again this year). One of the owners of J & L Orchids of Easton, CT, is coming as Guest Speaker/Vendor. They are specialists in cooler growers, miniatures and the pleurothallis. Glen himself will take up the saw and knife for a dividing and repotting demo.

He will provide a variety of meats and veggie burgers, picnic condiments, while NENYOS supplies coffee, cold drinks, and paper products: napkins, utensils, plates.

As it is a full day of interesting topics, good food, camaraderie, raffle and shopping opportunities, I encourage you to attend, pick up a few hints, purchase a few orchids, have a good time and support our regional

growers. It's a SPEAKERS' DAY with almost no cost to us!

Glen has mentioned that Nutmeg Orchid Society is coming by bus. While we don't ask them to prepare food mostly due to the distance, they are very good about donating to the cause.


OUR PART of the bargain is to provide sumptuous salads, side dishes, desserts, own chairs, and the EVER NECESSARY HELP during the event. Please sign up for a task or two, arrive 9-9:30am. Glen offers a 10% discount for working NENYOS members who will receive the discount card on site. Please let us know you are coming, sign in for a job spot and indicate your specialty of choice. The SIGN-UP SHEET for task and dish went around at the APRIL MEETING and will again be at the Meeting in May. We'd appreciate knowing who and what we've got coming! If you won't be at the meeting CONTACT Janet Vinyard for info: roland@vinyardschoice.com or 518-673-3212. Glen's website: [www.pipingrockorchids.com](http://www.pipingrockorchids.com)

By Janet Vinyard

Continued from Page 1

**Warning:** plants cannot protect themselves from too much light. They have no pores and cannot move heat from the leaf so they can get sunburn. A gray haze on a leaf is a sign of sunburn. Also a leaf should not feel warm to touch. And NEVER leave water droplets on a leaf when it is in the sun because the water will act as a magnifying glass and crisp a hole in the leaf.

Many growers here in the Northeast have extra light for their plants. Wake Gardner described his lightstand which provides both light as well as humidity from the tray underneath



the plants.

There are lots of things to pay attention to when growing orchids. But even a basic level of knowledge will help you enjoy these wonderful plants and their blooms. Don't panic quickly! We promise coming to NENYOS meetings, reading the newsletter and asking questions will provide you with a few answers.

But, of course, we never have all of the answers!

By Sandy Buxton II





# Show Table Tales



SBuxton


Deb Lambeth (l) - BLC Karen's Lakeview is a beautiful big yellow Catt.

(r) Gill O'Brien brought Sarcochilus Heidi Early x Sarc. Zoe 'SB'.

Below left—the center—Linda Dygert brought one of the infamous Phal. Blue Diamond orchids to show the reality of re-blooms. It was a gift and a beautiful blue, but in reality it is a white orchid dyed a color.




SBuxton



SBuxton

Elaine Grega brought Masdenfracta, a mounted plant just getting ready to open.



SBuxton



SBuxton

Janet Vinyard brought a selection of Paphiopedilums.



SBuxton

Donna Wardlaw brought a variety of plants including this Aeranges fastuosa (l) and the Lepanthes bicolor (r) which she grows in a greenhouse on the warm side.

Many times growers need to have different microclimates to accommodate the various plant needs.




SBuxton



SBuxton



# Show table Cont'd



Donna Wardlaw showed Phal Candytuft (r) and Phal Tying Shin Melody

Deb Lambeth brought Cymbidium Amelia Earhart is the mother plant to the cross that Dick Doran had at the SEPOS show winning a huge blue ribbon.



Wake Gardner brought a Thunia bensonae which is a deciduous orchid. It must go through a dormant period with no water. Growth generally starts in February but this year was early. The flowers are pendant (hang down) and last about 3 weeks. It summers out under his crabapple trees.



Genevieve Wiech brought in a Stenosarcos Vanguard, a tall spikey orchid.





# North Eastern New York Orchid Society

NENYOS c/o S. Lee, 130 Johnson Road, Scotia, NY 12302 [www.nenyos.com](http://www.nenyos.com)

## NEXT MEETING

**May 7, 2016**

**1:30 Beginner talk—  
Fertilizer Basics**

**2:00 p.m. Show Table,**

**Native Orchids by Jean  
Stefanik of NH Orchid  
Society in Colonie**

**After presentation—  
Questions and Raffle**

The meeting is at the William K. Sanford Library, 629 Albany Shaker Road, Colonie (Loudonville, 12211) (Times are approximate.)

## Raffle Winners



Don't forget, Raffle winners are asked to bring a "goodie" to the next meeting to help celebrate their good fortune.

**.....Congratulations!**

Ken Mortenson

Janet Wierzchowski

Susan Moran

Lance Koreman

Donna Wardlaw

Dot Hargett

Lisa

Dorothy Heffernan

